



SERVING THE FOOD INDUSTRY SINCE 1951

## 60" Refrigerated Floor Showcase Curved Glass with 28cu.ft. / 799L Capacity - 110V, 680W

ITEM: #46471

MODEL: RS-CN-0860



### Attractively display food merchandise and increase impulse sale.

Omcans refrigerated floor model showcase curved glass are perfect for restaurants, dessert, sandwich and cafe shops. Features a front hinge door access for easy cleaning purposes only. Attractive smooth finish, curved glass, and stainless steel body. Comes with digital temperature controller and automatic defrost system.

#### FEATURES:

- Digital Temperature Controller And Display
- Automatic Defrost
- Ventilated Cooling System
- 4 Castors with 2 Brakes
- Front Hinge Doors Access for cleaning purposes only
- Back Sliding Doors



Telephone: 1-800-465-0234

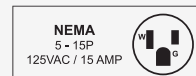
Fax: (905) 607-0234

Email: sales@omcan.com

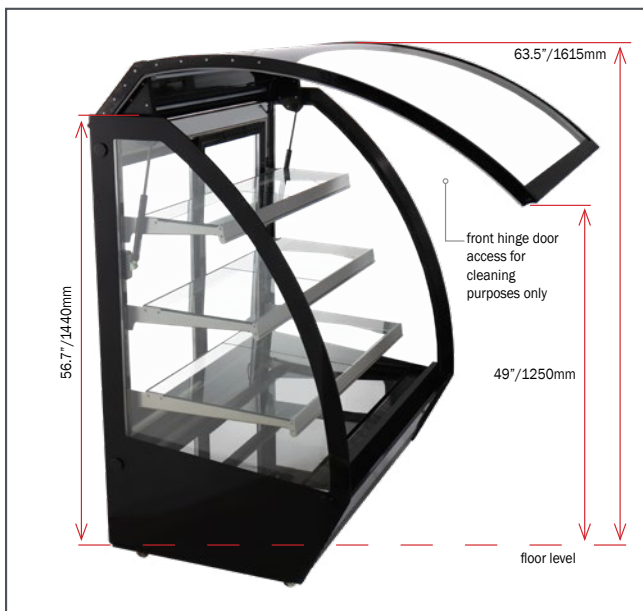
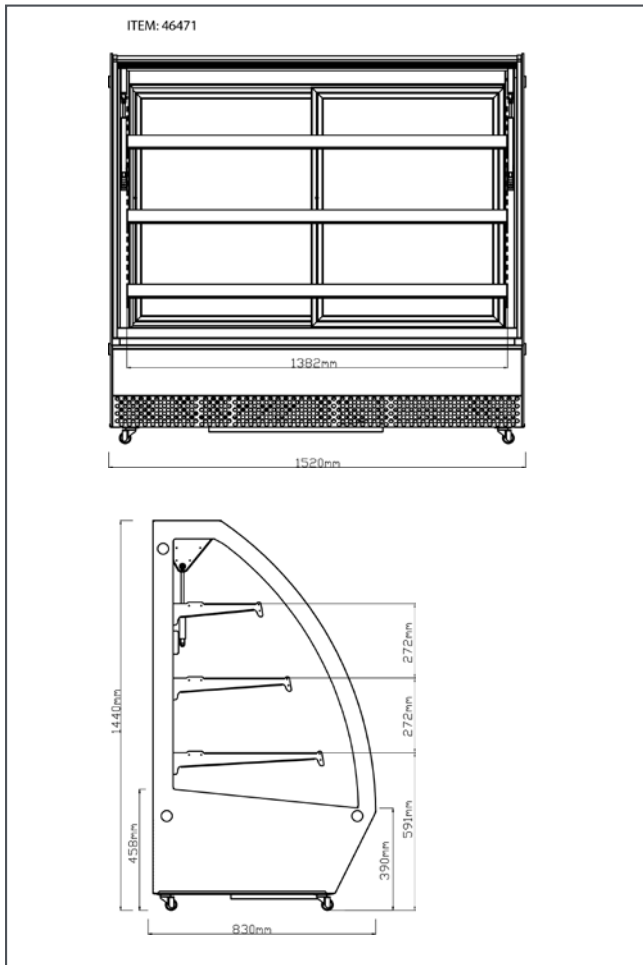
Website: www.omcan.com



Authorized Dealer



## TECHNICAL DRAWING



## TECHNICAL SPECIFICATION

Item	46471
Model	RS-CN-0860
Capacity	28cu.ft. / 799L
Number of Doors	1 Front Hinge & Back Sliding
Number of Shelves	3
Shelf Capacity	55lb. / 25 kg
Shelf Size	54" x 10" / 1374 x 253 mm 54" x 13.3" / 1374 x 338 mm 54" x 16.7" / 1374 x 423 mm
Shelf Material	Glass
Interior Material	ABS + Glass
Exterior Material	Stainless Steel + Glass
Number of Casters	4
Power	680W
Lamp Power	10W
Amps	6.2 A
Electrical	110V / 60Hz / 1Ph
Temperature Controller	Digital
Temperature Range	12 to 0°C / 54 to 32°F
Refrigerant	R290A
Injection	150g
Type Of Climate	4
Insulation Material	C5H10
Defrosting	Air Cooling
Cooling System	Air Cooling
Interior Dimensions (WDH)	12.5" x 54" x 40" / 318 x 1372 x 1016 mm 16.6" x 54" x 40" / 422 x 1372 x 1016 mm 21" x 54" x 40" / 533 x 1372 x 1016 mm
Net Weight	518 lb. / 235 kg.
Net Dimensions (WDH)	32.6" x 59.8" x 56.7" / 828 x 1519 x 1440 mm
Gross Weight	617 lb. / 280 kg.
Gross Dimensions (WDH)	36" x 66" x 70" / 914 x 1676 x 1778 mm